


Set Sail!



ACTIVITY BOOK



Jenny Dooley

Virginia Evans



Express Publishing



Set Sail! 4

Activity Book

Jenny Dooley - Virginia Evans



Express Publishing

Published by Express Publishing

Liberty House, New Greenham Park, Newbury, Berkshire RG19 6HW

Tel: (0044) 1635 817 363 – Fax: (0044) 1635 817 463

e-mail: inquiries@expresspublishing.co.uk

<http://www.expresspublishing.co.uk>

© Jenny Dooley - Virginia Evans, 2005

Colour Illustrations: © Express Publishing, 2005

All rights reserved. No part of this publication may be reproduced, stored in a retrieval system, or transmitted in any form or by any means, electronic, photocopying or otherwise, without the prior written permission of the publishers.

This book is not meant to be changed in any way.

Illustrated by Stone

First published 2005

Made in EU

ISBN 1-84558-241-1

Acknowledgements

We would like to thank all the staff at Express Publishing who have contributed their skills to producing this book. Thanks are due in particular to: Meryl Phillips (Editor in Chief); Julie Rich (senior editor); Alex Barton and Rianna Diamond (editorial assistants); Phillip Emery (senior production controller) and the Express Publishing design team. We would also like to thank those institutions and teachers who piloted the manuscript, and whose comments and feedback were invaluable in the production of the book. Special thanks to Daniel, Nadia, Bruce and Maddy who play the parts of Larry, Lulu, Paco and Maya respectively as well as to Liam and Connor.

While every effort has been made to trace all the copyright holders, if any have been inadvertently overlooked, the publishers will be pleased to make the necessary arrangements at the first opportunity.

Contents

Back Together! p. 4

Module 1 New Faces!

UNIT 1 One Big Happy Family! p. 8

UNIT 2 We're Having a Party! p. 12

Module 2 Working Days!

UNIT 3 An Interesting Job! p. 16

UNIT 4 This is my Life! p. 20

Module 3 Tasty Treats

UNIT 5 What's cooking? p. 24

UNIT 6 Zoo Food! p. 28

Module 4 Tell the Tale!

UNIT 7 Where were you? p. 32

UNIT 8 Once Upon a Time... p. 36

Module 5 Happy Days!

UNIT 9 The Best of Times! p. 40

UNIT 10 Good Times Ahead! p. 44

Board Games p. 48


Craftwork Sheets p. 58

Pen-to-paper Sheets p. 71

Language Focus




1 Read, stick and complete.



Do you remember me?
Lulu - that's my name!
I'm happy you can join us,
I hope you feel the same!

Do you remember me?
Larry - that's my 1) !
I'm 2) you can join us,
I hope 3) feel the same!



2 Read and tick (✓).

1 a I is a pupil.

b I am a pupil.

2 a We are sisters.

b We is sisters.

3 a They is at school.

b They are at school.

4 a Are you in class two?

b Is you in class two?

5 a He is not eleven.

b He am not eleven.

6 a Is they your dogs?

b Are they your dogs?




3 Close up! Read and complete.

My name is	
I'm from	
I'm	years old.
My favourite colour is	
My favourite toy is	

- Now, ask your friend and complete.

My friend's name is	
He/She is from	
He/She is	years old.
His/Her favourite colour is	
His/Her favourite toy is	

4  Alphabet Bingo! Let's play!





STARTER UNIT

Listening



5 Listen and tick (✓) the correct picture.

1 Which is Lulu's new schoolbag?

A



B



C



2 What's in Lulu's pencil case?

A



B



C



3 Which is Lulu's new class?

A



B



C



Speaking



6 Read and write the number. Then, act out.

1 A: What's your lucky number?

B: Thirteen!

13

2

A: What's your phone number?

B: It's three-seven-two-eight-nine-one-five.

3 A: How old are you?

B: Twenty.

4

..... King Street

A: What's your address?


B: Eleven King Street.



Reading and Writing 

7 Read and colour.

Maya is in the garden today. In Maya's garden there is a green chair and a yellow table. There are blue flowers in the garden, too! Can you see Maya's fish, Bubbles? He is red! And look at Maya's dog, Prince. Prince is brown.



• Now, look, read again and write **yes** or **no**.

- 1 Maya is in the garden. yes
- 2 There is a yellow table in the garden.
- 3 There are red flowers in the garden.
- 4 Prince is Maya's fish.

UNIT 1

One Big Happy Family!

Language Focus

1 What's missing? Look, say and write.



1
He hasn't got his helmet.



4
.....
.....




2
.....
.....



5
.....
.....



3
.....
.....



6
.....
.....

2 Look and write the numbers in order.



1	thirty
2
3
4
5
6
7
8




3 Look, ask and answer. Then, write.



A: Has Frank got a white house?
 B: **No, he hasn't. His house is blue.**


A: Has Susie got a red dress?
 B:



A: Have Mark and Matthew got purple bags?
 B:

A: Has James got dark hair?
 B:

4 Read and draw lines. Then, colour.



- 1 The mobile phone is on the table.
- 2 The camera is in the cupboard.
- 3 The box is under the window.

- 4 The gloves are behind the armchair.
- 5 The guitar is next to the cupboard.

Listening



5 Listen and tick (✓) the correct picture.

1 Which is Frank?



A



B



C

2 Which are Sue's gloves?



A



B



C

3 What's Barry got in his room?



A



B



C

Speaking



6 Who's Ellen? Read, look and choose. Then, act out.

A: Do you know Ellen?

B: No, who's Ellen?

A: She's over there - she's slim and she's got long, dark hair.

B: Is she tall?

A: No, she's quite short.

B: Ah yes! Now I know who you mean.

A: Ellen! Come and meet my friend!



Reading and Writing



7 Who's Brad Ford? Read and find the sticker.



Name: Brad Ford


Age: 14

Colour of eyes: blue

Colour of hair: fair

Height: tall

• Now, stick and complete the information about Jerry Parker.



Name: Jerry Parker

Age: 15

Colour of eyes:

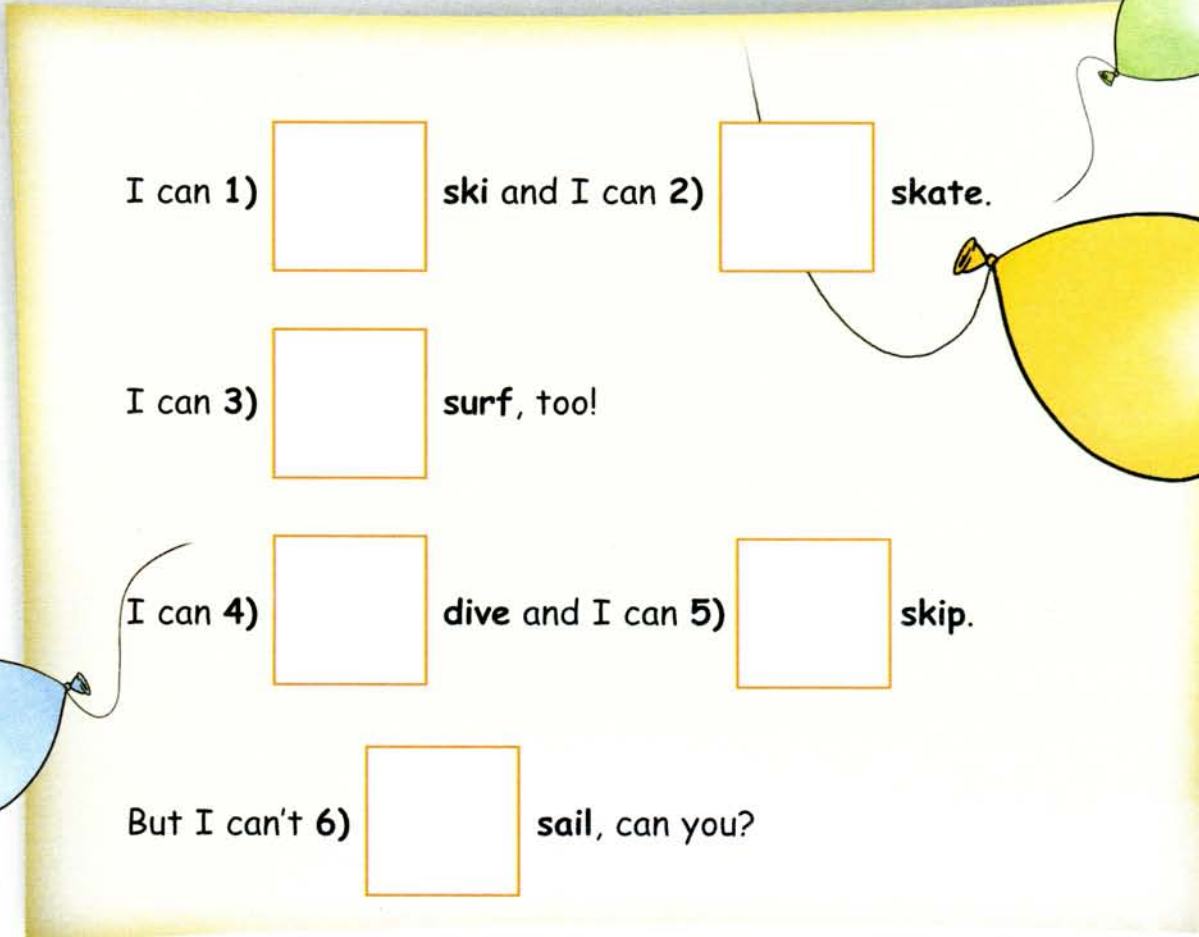
Colour of hair:

Height: tall

Language Focus



1 Read and find the stickers!


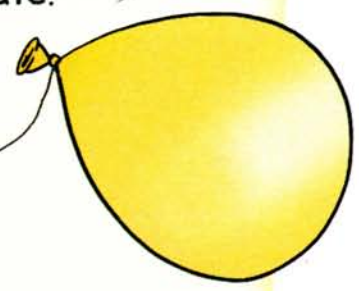



I can 1) ski and I can 2) skate.

I can 3) surf, too!

I can 4) dive and I can 5) skip.

But I can't 6) sail, can you?



• What about you?


I can and I can

I can, too!

I can and I can

But I can't, can you?

2 Look, read and write.



- | | | | |
|-----------------------------------|-------|----------------------------------|-------|
| 1 A man is diving. | a | 5 A man is playing the violin. | |
| 2 A girl is crying. | | 6 Two boys are buying ice cream. | |
| 3 A boy is hitting a yellow ball. | | 7 Two boys are carrying a bag. | |
| 4 A boy is kicking the ball. | | 8 A woman is sailing. | |

3 Read and match.

- | | |
|-------------------------|---------------------------------|
| 1 Where's Uncle Harry? | a I can't carry it! |
| 2 The animals are cute. | b Look at us! |
| 3 Is this your bag? | c Can you see him? |
| 4 We're wet. | d Give me that dish over there! |
| 5 Can you help me? | e Look at them! |

Listening

4 Listen and draw lines.


Jane

Philip

Mary

Jack

Christine



Speaking

5 Read and choose. Then, act out.

- | | |
|---|--|
| <p>1 What are you carrying?
a Here's my violin.
b It's my violin.</p> <p>2 Where are you going?
a I'm going to a violin lesson.
b There is a violin lesson.</p> <p>3 Oh, can you play the violin?
a Yes, I can play really well.
b Yes, I'm playing.</p> <p>4 Can you read music, too?
a No, not me.
b No, I can't.</p> | <p>5 What's your favourite music?
a It's all music.
b I like all music.</p> <p>6 Well, have a good lesson!
a Thank you.
b That's good.</p> |
|---|--|



Reading and Writing

6 Look, read and write **yes** or **no**.

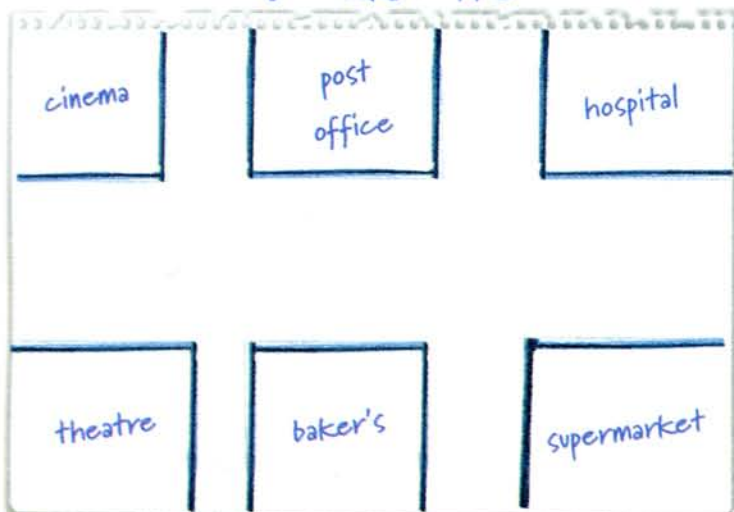


- | | |
|---------------------------------------|-------|
| 1 Two girls are dancing. | no |
| 2 Two boys are playing basketball. | |
| 3 A dog is swimming. | |
| 4 An old man is talking on the phone. | |
| 5 A man is listening to music. | |
| 6 A woman is writing a letter. | |

Language Focus


1 Spot the differences. Then, say.

Bakersville



In Bakersville there is a cinema opposite the theatre.

Green Hill



In Green Hill there is a cinema next to the theatre.

Stickers

2 Where do they work? Look and find the stickers! Then, say.



1 A postman works at a post office.

3 Whose are they? Read and write.



David's shoes

Mum: Look at this room! Whose shoes are these?

Janet: They're David's.

Mum: Are these books yours?

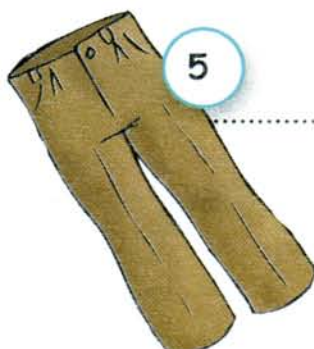
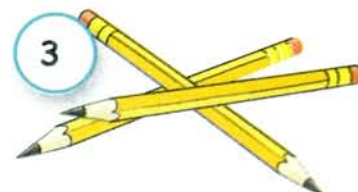
Janet: No, Mum. They're Dad's. But those pencils are mine.

Mum: Is this David's T-shirt?

Janet: No, that's Alan's T-shirt. The trousers are David's.


Mum: And look at this hairbrush under the sofa. Whose is it?

Janet: It's yours, Mum!



Listening

4 Listen and colour and draw.



Speaking

5 Read and choose. Then, act out.

1 A: Where do you work?

B: a) In a garage.

b) I don't know.

3 A: What do you do?

B: a) I'm fine.

b) I sell cars.

2 A: Where's the post office?

B: a) It's very big.

b) Next to the supermarket.

4 A: Whose is it?

B: a) My teacher.

b) My teacher's.

Reading and Writing 

6 Read and complete.

Ritchie Brown is 24 years old. He's from England. He wants a summer job. He wants to work in the afternoon or evening. Ritchie is looking for a job as a waiter.

Name:

Age:

Country:

Comments

I want to work in the

or, as a



Language Focus





1 Look, read and complete.

1 Come on, Harry! Time to  wake up!

2 Every Saturday, I  my room.


3 When I go home, I always  a shower.

4 Mum, can I  the dishes later? I want to watch TV now!

5 At the weekends, I  to bed late because I don't have school.

6 I  to the gym three times a week.

2 Look and talk with your friend.



A: Do you like playing volleyball?

B: Yes, I love playing volleyball. or I hate playing volleyball.

3 Look and say.



We always watch a film at the cinema. We sometimes drink Coke, but we never paint a picture.

4 Make sentences.

1 you/go/cinema/Do/on/usually/to/
Sundays/the
Do you usually go to the cinema on
Sundays?

2 always/on/badminton/I/play/ Saturdays
.....
.....

3 wake up/never/early/I
.....
.....

4 after supper/wash/you/always/the/
Do/dishes
.....
.....?

5 usually/don't/I/sleep late
.....
.....

6 goes/day/usually/gym/He/to/every/the
.....
.....

Listening



5 Listen and draw the time.

- What's Paco's school day like?



wake up?



have lunch?



do homework?



go to bed?

Speaking



6 What's your friend's lifestyle like? Ask the questions and find out!

Quiz

- 1 How often do you go to bed late?
a once a week b twice a week c more than three times a week
- 2 How often do you tidy your room?
a sometimes b every day c never
- 3 How often do you listen to music?
a sometimes b never c every day
- 4 How often do you visit your friend at the weekend?
a every weekend b sometimes c never
- 5 How often do you wash the car?
a never b sometimes c once a week

- Now, tell the class.

Reading and Writing



7 Which sport? Read and write. Then, find the stickers!

You play this sport with a big ball. There are two teams, and in each team eleven players. The players kick the ball into a big net, called a goal.

It's

You play this sport with a small ball and a racquet. There are two or four people in this sport. The players hit the ball over a net in the middle.

It's

You can play this sport inside or outside on the beach. There are usually six players in each team. The players hit a big ball with their hands over a high net in the middle.

It's

Language Focus



1 Read and find the stickers!

1 pepper

3 beans

5 lemon


7 coconut

2 pineapple

4 olive oil

6 butter

8 mango



- Now, ask and answer.


1 A: Are there any pineapples?

B: Yes, but not many.

2 A: Is there any pepper?

B: Yes, but not much.

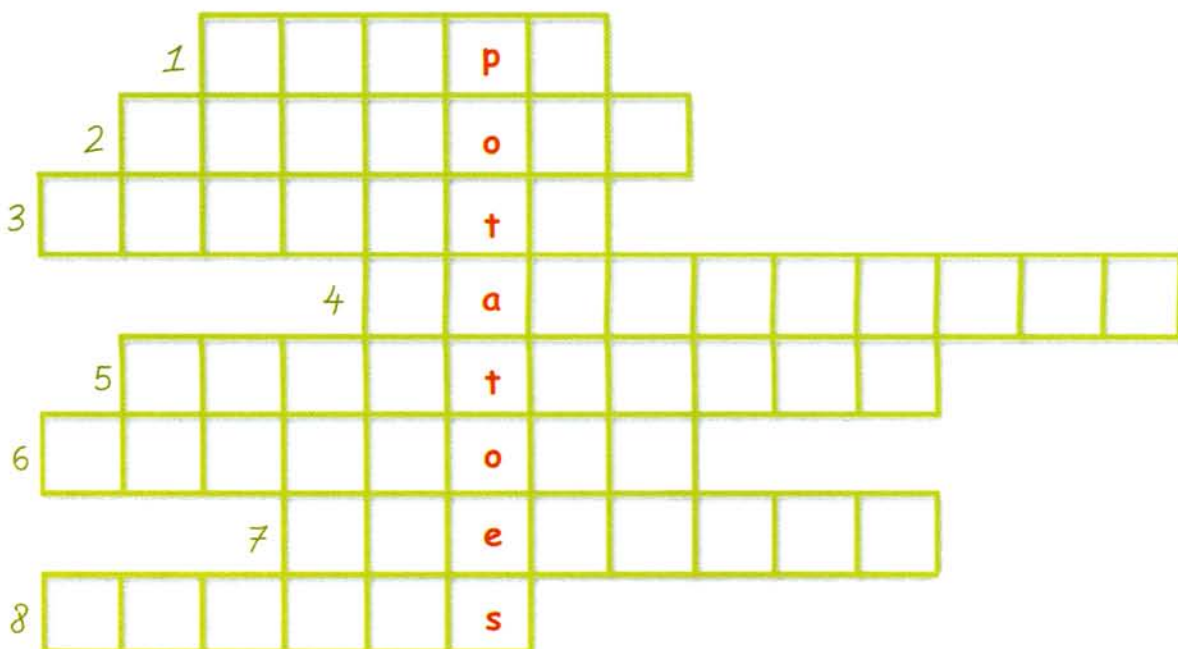
2 Which of these do you eat or drink? How much? Look and say.



I eat a lot of biscuits. or
I don't eat many biscuits.

3 Write the words in plural and complete the crossword puzzle.

- knife
- carrot
- cherry
- chip
- sandwich
- mango
- vegetable
- tomato




Listening



4 Listen and draw lines.



Speaking



5 Read and complete the conversation. Then, act out.

Man: Hello, can I help you?
 Woman: 1)
 Man: A bottle or a can?
 Woman: 2)
 Man: Here you are.
 Woman: 3)
 Man: Eighty pence, please.
 Woman: 4)

- A A can, please.
- B Thank you.
- C I'd like some lemonade, please.
- D How much is it?

Reading and Writing 

6 Look at the pictures and read the questions. Write one-word answers.



1 Where are the children?
At the **supermarket**.

2 How many children are there?
.....


3 What has the woman got in her hand?
A bottle of

4 What are the children doing?
.....



5 Where are the children now?
In the

6 How many bottles of Coke are there?
.....



Language Focus



1 Read and find the stickers!



giraffe



monkey



seal



crocodile



whale



hippo

- Now, read and **circle**.

- 1 It's very tall and it eats leaves.
giraffe /monkey
- 2 It's quite small and it lives in the sea.
crocodile/seal
- 3 It's fat and it's got four legs.
whale/hippo
- 4 It eats bananas and it climbs trees.
monkey/hippo
- 5 It's got a long tail and a lot of teeth.
crocodile/giraffe

2 Read and fill in.

Thirty days has S _ p _ _ mb _ _ ,

A _ _ _ l, _ un _ and N _ _ e _ b _ _ .

All the rest have thirty-one,

Except for Fe _ r _ _ r _ alone

Which has twenty-eight days clear

And twenty-nine days each leap year!

- Now, read again and answer.

- 1 Which months have thirty days?
- 2 Which months have thirty-one days?

3 Read and complete the questions. Then, do the quiz!

Size it up!

- | | |
|---|---|
| <p>1 Which animal is bigger (big)?
A a whale B a hippo</p> | <p>4 Which animal is (thin)?
A a seal B a lizard</p> |
| <p>2 Which animal has got a
(short) tail?
A a kangaroo B a sheep</p> | <p>5 Which animal is (clever)?
A a mouse B a dolphin</p> |
| <p>3 Which animal is (tall)?
A a giraffe B an elephant</p> | <p>6 Which animal has got
(small) eyes?
A a frog B an insect</p> |

4 Read and choose.

- | | |
|---|--|
| <p>1 Jim usually to school.
A walks B is walking</p> | <p>5 Tom a letter now.
A is writing B writes</p> |
| <p>2 We our homework in the
afternoons.
A are doing B do</p> | <p>6 Mark never to the park
on Sundays.
A goes B is going</p> |
| <p>3 Can you see David? He soccer.
A is playing B plays</p> | <p>7 Where are the children??
A Are they sleeping
B Do they sleep</p> |
| <p>4 TV every night?
A Are you watching
B Do you watch</p> | <p>8 They their bikes every day.
A aren't riding B don't ride</p> |

Listening



5 Listen and fill in.



Splash Sea World

In Area 1 you can see:

1 the

In Area 2 you can watch:

the dolphins and 2 the

In Area 3 you can look at:

the crocodiles and 3 the

The ticket costs:

4 £



Speaking



6 Read and underline. Then, act out.

1 A: You **must/mustn't** put your hand up to ask a question.

B: OK, Miss.

2 A: What's the matter, Officer?

B: You **must/mustn't** park your car here.

3 A: You **must/mustn't** do any sports for at least two weeks.

B: OK, thank you, doctor!

4 A: You **must/mustn't** buy a ticket before you get on the bus.

B: Really? Where do I get one from?



Reading and Writing

7 Read the text. Choose the right words and write them on the lines.



Elephants on Holiday!

Many elephants in India 1) **work** long hours every day. These strong animals help to carry things for 2) owners. Now, 3) India, there is a holiday camp for tired elephants!

The elephants go there for a month 4) year to have a rest! The camp is big enough for fifty elephants at a time. At the camp there is a special hospital 5) sick elephants and a kitchen to cook the elephants' food. There is a river, too so the elephants can 6) a swim every day!

Happy holiday, elephants!

- | | | |
|---------|-------|---------|
| 1 work | works | working |
| 2 they | them | their |
| 3 on | in | next to |
| 4 every | once | this |
| 5 for | to | on |
| 6 do | have | make |

Language Focus



1 Find and circle.

3rd

6th

20th

10th

1st

4th

11th

2nd

12th

5th

t	t	e	n	t	h	b	f	i	r	s	t
b	t	l	i	h	m	y	i	l	u	x	w
f	g	e	i	r	s	i	x	t	h	i	e
o	m	v	o	d	u	l	r	v	j	l	n
u	d	e	r	t	w	e	l	f	t	h	t
r	s	n	w	p	q	z	h	k	c	f	i
t	y	t	d	o	t	h	i	r	d	y	e
h	m	h	i	m	o	s	e	c	v	a	t
h	j	p	d	q	v	s	f	i	f	t	h
s	e	c	o	n	d	l	k	j	w	z	h
w	e	r	t	y	u	i	o	p	l	c	b
m	t	g	d	a	q	z	b	y	r	j	e

2 Read and write.

- bored
- angry
- sad
- scared
- tired
- hungry

- The film wasn't very good and the children were **bored**.
- It was dark outside and he was
- The story was about a sick horse. It was very
- She was in bed at nine o'clock. She was really
- He was out all day so he was very at supper time.
- His mother was because he wasn't home at four o'clock.

3 The children are at school today. Where were they yesterday?



He was in the park.



.....



.....



.....



.....



.....

• What about you? Answer the questions. Then, tell the class.

- 1 A: Were you at school yesterday?
B:
- 2 A: Was your father at home on Saturday?
B:
- 3 A: Were you with your friend last night?
B:
- 4 A: Were you in bed early on Sunday?
B:

Yesterday, I ...

Listening

4 Find the bank robber.

Be a detective!



- was at the bank this morning.

Speaking

5 Read and find the stickers! Then, act out.

1



2



A: How was your day, Ann?

B: Oh, Mum! I was so sad today.

It was Becky's last day at school.

A: Oh dear! That's a shame!

A: How was school today, son?

B: Great, Dad. The test was really easy!

A: Well done!

Reading and Writing 

6 Read the texts. Look at the pictures and write one-word answers.

A

I was with my mother and 1)



father. There were a lot of

animals; there was even a big 2)




..... !

- Where was I?

I was at the ____ !

B

I was with my 3)



..... there. There were

a lot of other people there, too. There was some delicious food!

The 4)



..... was really nice.

- Where was I?

I was at a _____ !

Language Focus



1 Only in dreams! Find the stickers! Then, complete.

1



She visited the Queen.

2



..... with David Beckham.

3



..... with Jennifer Lopez.

4



..... with Russell Crowe.

2 What did you do yesterday? Write **yes** or **no**. Then, say.

- | | | | |
|-------------------|-------|------------------|-------|
| • clean my room | | • play a game | |
| • wash the dishes | | • watch TV | |
| • paint a picture | | • help my mother | |
| • visit a friend | | • cook lunch | |

I cleaned my room. or
I didn't clean my room.

3 Read and write.

1 lived/with/She/her/ugly sisters/two
She lived with her two ugly sisters.

2 and/cooked/all day/cleaned/She

3 invited/The prince/to the palace/the ugly sisters

4 a Fairy Godmother/her/visited/One day

5 the Fairy Godmother/asked/for help/She

6 danced/with the prince/She/at the Palace

7 married/The prince/her

8 lived/happily ever after/They
 !

• What's the story? Read and choose. Then, draw a picture of the story.

A Sleeping Beauty

B Cinderella

C Snow White



Listening



4 What did Larry and Paco do last week on their school trip? Listen and put a tick (✓) or a cross (X).









Speaking



5 In pairs, ask and answer.

Pupil A

watch video

Wednesday

paint picture

Monday

clean room

Friday

stay home

Sunday

wash dog

Tuesday

visit grandmother

Saturday

play tennis

Thursday

Pupil B

watch video

Tuesday

paint picture

Wednesday

clean room

Thursday

stay home

Saturday

wash dog

Monday

visit grandmother

Friday

play tennis

Sunday



A: When did you watch a video?

B: I watched a video on Tuesday. What about you?



A: Oh, I watched a video on Wednesday.

Reading and Writing 



6 Make your own story! Read, choose and write.

This is a story about a 1)  


One day they were on the 2)   together.

There was a baby 3)   there!

They looked around for its mother. They walked a long way.

The 4)   carried

the baby 5)   The mother was behind a

6)  

She was very happy to see her baby again!

UNIT 9

The BEST OF TIMES!

Language Focus



1 Find the stickers! Then, ask and answer.

In the morning

In the afternoon

In the evening

At night

A: What did Sheila do in the morning?

B: She got up, What did Sheila do in the afternoon?

A: She ...

2 Read and complete.

- | | |
|---|--|
| 1 Did you ride (you/ride) your bike? | 5 (he/buy) a comic? |
| 2 Pam (not/see) a film. | 6 The children (not/take) lunch to school. |
| 3 I (draw) a picture for my school project. | 7 Mum (make) a delicious cake. |
| 4 We (sing) songs at the school party. | 8 (she/come) back early? |

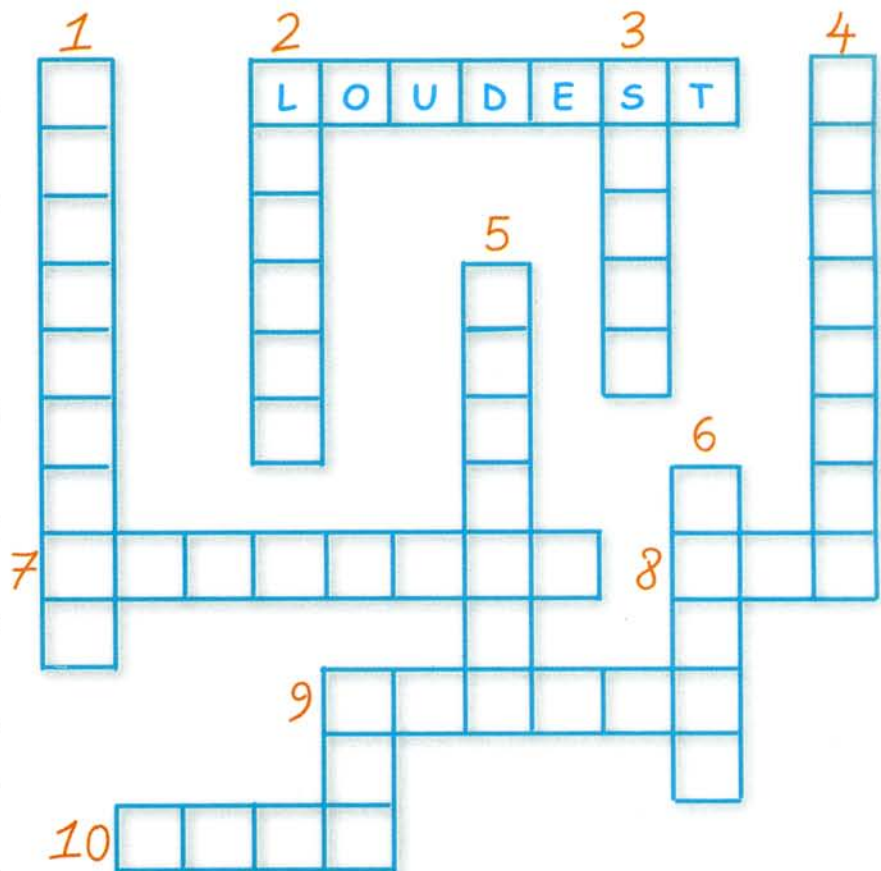
3 Read and do the crossword puzzle.

Across

- 2 Jim was the (loud) person in the class.
- 7 Ray is much (strong) than Bob.
- 8 It's quite (hot) today.
- 9 Sharon's (good) at Maths than me.
- 10 My hair is (long) but my sister's hair is short.

Down

- 1 I'm sure Diana is the (pretty) girl I know.
- 2 Lizards are much (lazy) than mice.
- 3 Joanna is (shy) than her brother.
- 4 Who's the (slim) in your family?
- 5 Miss Hart is the (kind) teacher in the school.
- 6 Kangaroos haven't got (short) tails.
- 9 John is my (big) brother.



Listening



4 What did they do last week? Listen and write the letters in the boxes.


1 Sam F

2 Vicky

3 Tim & Jane

4 Eddy

A



B



C



D



E



F



Speaking



5 Last weekend. Use the pictures below or your own ideas and talk with your friend.

you/go?



who/you/go with?

family

friend



what/you/do?



what/you/eat?



Reading and Writing

6 Look at the pictures and read the story. Answer the questions. Do not write more than three words.




Last Saturday it was hot and sunny. Phil wanted to go out somewhere. 'Come on,' said Phil's dad. 'Let's go to the countryside.'

- 1 What day was it?
Saturday
- 2 What was the weather like?
.....
- 3 Where did Phil's dad want to go?
.....

Phil's dad put some pop music on and they sang songs and ate chocolate. Then, they passed a dog on the side of the road. 'Stop the car, Dad!' Phil shouted.

- 4 What kind of music did they listen to?
.....
- 5 What did they eat?
.....
- 6 What did they pass on the side of the road?
.....



The dog didn't move. Phil's dad looked at its leg. 'Let's take him to the vet's,' he said. They didn't go to the countryside that day. But now Phil has got his own dog. He calls him 'Lucky'!

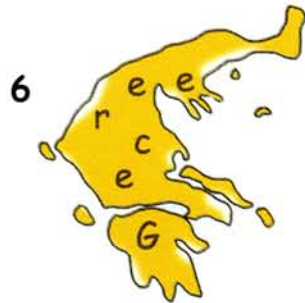
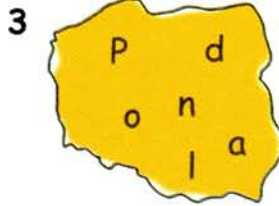
- 7 Where did they take the dog?
.....
- 8 What does Phil call his dog?
.....

Language Focus

1 Look and write.



Portugal



• Now, choose and talk with your friend.

A: Where are you going to go on holiday?

B: Spain!


A: Have a great holiday!

2 Read and match.

- 1 He needs a tent
- 2 She wants to make a salad
- 3 They're going to visit a museum
- 4 We're packing our suitcases
- 5 I'm taking my flippers

- a to look at the dinosaurs.
- b because I'm going to swim.
- c so she's going to buy some vegetables.
- d because he's going to go camping.
- e because we're going to go on holiday.

STARTER UNIT



UNIT 1



UNIT 2



UNIT 3



UNIT 4



UNIT 6



UNIT 5



UNIT 7



UNIT 8





UNIT 9

- wake up come home write diary
- make bed have bath go to bed
- have breakfast go to cinema
- go to school meet friends
- have lunch eat pizza
- do homework



UNIT 10

- sunglasses boots tent
- sleeping bag jeans swimsuit
- swimming trunks flippers



Stickers 

3 Find the stickers!



4 Look at Robbie's diary. What's he going to do next week?
Ask and answer.



A: What's Robbie going to do on Monday?

B: He's going to help his dad in the garden.

Listening

5 Listen to Barry talking to his friend about his holiday. For questions 1-5, tick **A** or **B**.

1 Barry is going to go to

A Scotland.

B Wales.

2 The train costs

A £50.

B £15.

3 The hotel is called

A The Sand Hotel.

B The Beach Hotel.

4 The owner of the hotel is Mr

A Rhys.

B Reece.

5 In the evenings the weather is usually

A hot.

B windy.

Speaking

6 Tina and Leo are going to go on holiday this summer.

Pupil A: Answer Pupil B's questions about Tina.

Pupil B: Answer Pupil A's questions about Leo.

- Where/go?
- When?
- How/travel?
- What/do?
- Who/go with?

Tina



- ◆ to Spain
- ◆ in July
- ◆ by plane
- ◆ go swimming & sailing
- ◆ with her family

Leo



- ◆ to Italy
- ◆ in August
- ◆ by boat
- ◆ go camping & climbing
- ◆ with his friends

Reading and Writing 

7 Read and circle.

Ray,

I'm going to 1) **go/visit** to the supermarket later. Is there anything that you want?

Please, 2) **can/do** you get some tomatoes from the garden? We're 3) **go/going** to have spaghetti and salad for supper.

Love,

Liz

P.S. I'm going to visit Pam and Dave after supper. Do you want to come?



Liz,

Can you get some chocolate ice cream, please? I'm sorry, but I can't 4) **coming/come** to Pam and Dave's - I've got a soccer match 5) **this/at** evening!

Ray

• Now, read again and answer.

1 Where is Liz going to go?

.....

2 What does Ray have to get from the garden?

.....

3 What are they going to have for supper?

.....

4 What is Liz going to do after supper?

.....

5 What does Ray want from the supermarket?

.....

6 What is Ray going to do after supper?

.....

Board game 1



6
Sing the 'One
Big Happy
Family!' song!

CRASH



4
What
..... he
doing?

CRASH

key



Go back to start



Say what it is



Say the missing word(s)



Say or do



2
 $20 + 30 = ?$



1
His hair
.....
short.

START

11
Can you
swim? No,
I



CRASH

19



20

Sing the 'It's raining at the party!' song!

17

Name FIVE members of the family.

21



16



22

She has blue eyes.

15

That's Paco.
Look at

23

Name FOUR things at a birthday party.

14

We
very
happy!

13

Say FOUR things you can do.

FINISH



CRASH

12

Board game 2

START



2
Name FOUR sports.



4
There two cinemas in our street.




6
Name TWO cartoon characters.

key



- Go back to start
- Say what it is
- Say the missing word(s)
- Say or do

9
..... tractor is it? The farmer's.

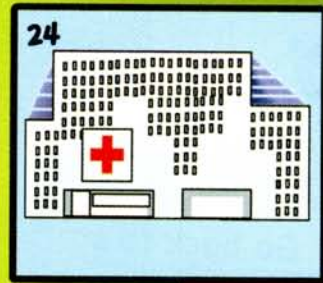
8
A baker at a baker's.



11
The match is Saturday.




15
I like soccer.



23
The hospital is
..... Bridge
Street.



20
Name FIVE jobs.



17
Sing the 'My
favourite kind of
person!' song!




Board game 3

START



1

How
butter is there?



key

Go back to start

Say what it is

Say the missing word(s)

Say or do

18

Whales are bigger
..... dolphins.


19

A of biscuits.




15

How
tomatoes do we
need?





4 A of bread.



6 Name FIVE zoo animals.

7 Sing the 'All over the world!' song!

FINISH




9 Name TWO animals from Australia.



12 Sing the 'The yellow giraffe!' song!

11 Say the months.



Board game 4

START



1

..... you at school yesterday?



2



10

Sing the 'In my dreams!' song!



9




3


We a film last night.




8

key

 Go back to start

 Say what it is

 Say the missing word(s)

 Say or do



4



7

Sing the 'London Bridge is falling down' song!



5



6



12
Sing the 'Oh,
what a mystery'
song!



13
Say what you
did last night.

FINISH



20
I at the
cinema last
night.

15
She a
picture yesterday.

19
I went to the
zoo two weeks
.....




17
Sing the 'When
I'm at the zoo!'
song!


18
Name THREE fairy
tales.





Board game 5


key

 Go back to start

 Say what it is

 Say the missing word(s)

 Say or do



START

1

..... is London? In England.

2



3



5




4

Where are you to go on holiday?


9

Where you go yesterday?

8




6





12

..... is that?
It's my friend,
Pam.



14

Name THREE
places to stay on
holiday!



16

Name FIVE
countries.

17

We songs
in class yesterday.

18

Sing the 'Say Hello
to Sunshine!'
song!

20


Name FOUR
things to take
on holiday.



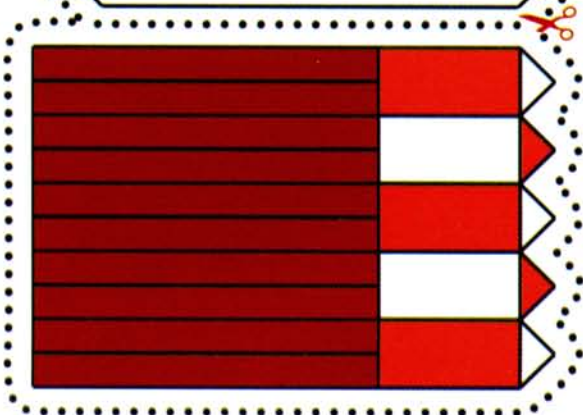

FINISH

SAIL AWAY!








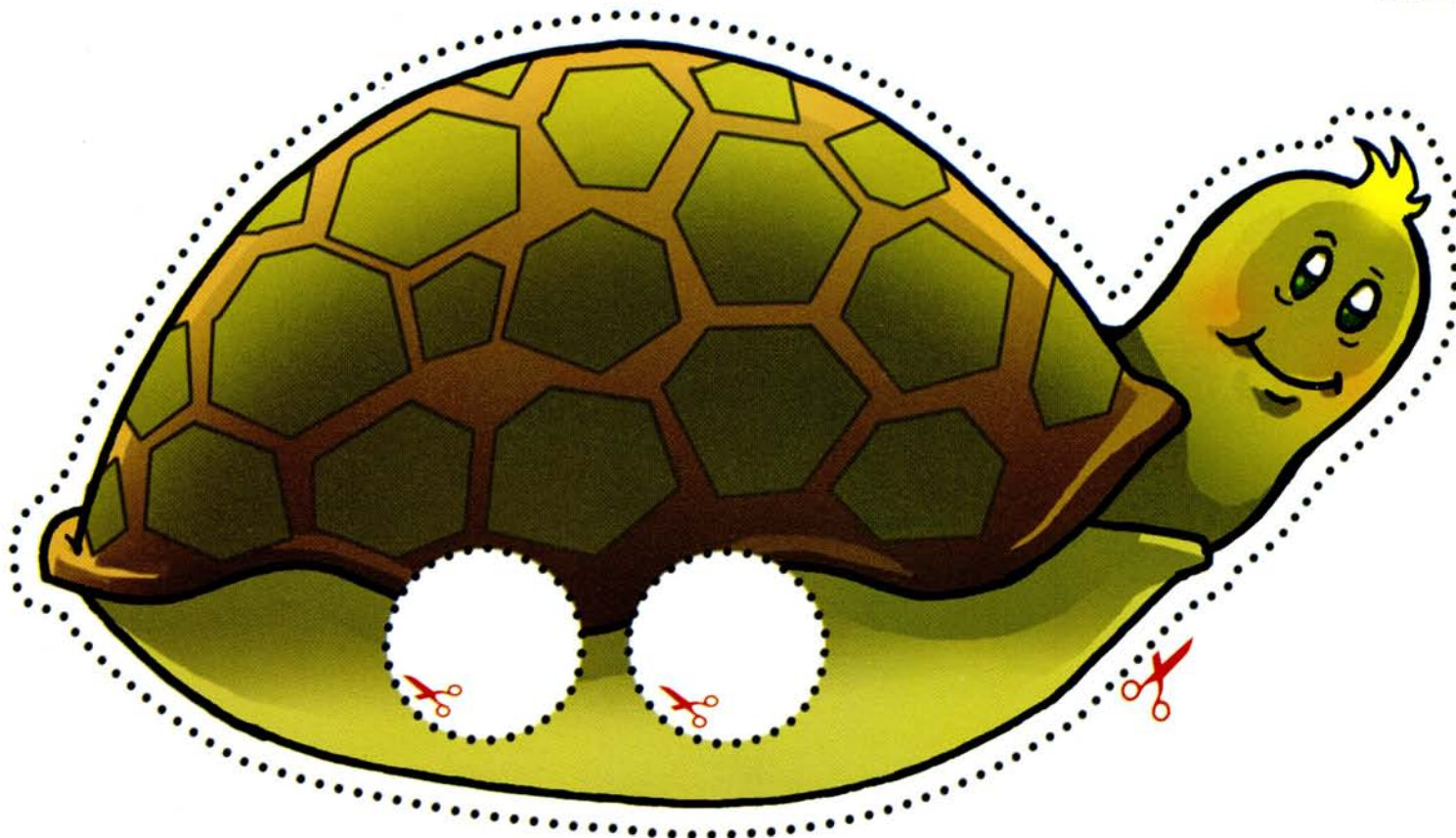

Craftwork



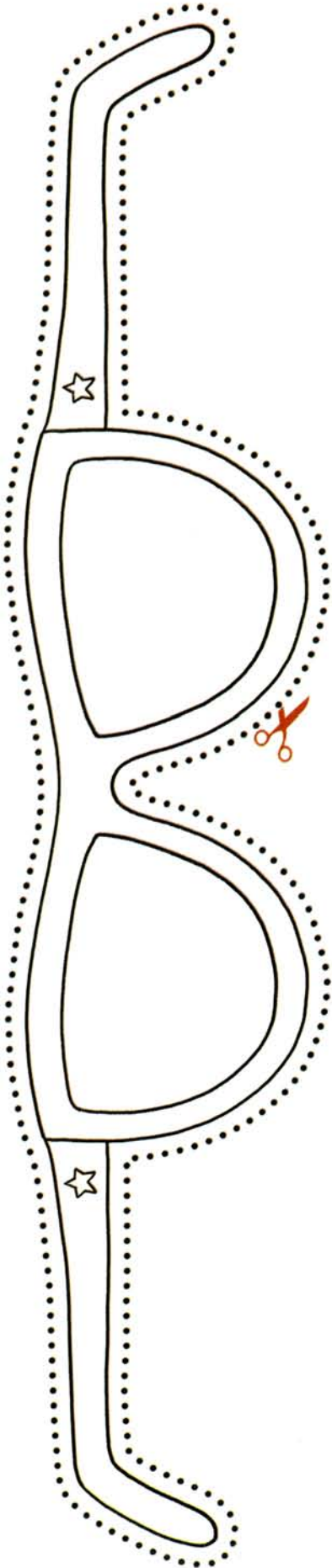
Craftwork



Craftwork




Craftwork



		STAR AIRWAYS	
DATE	AGENT	NAME	MALE FEMALE
TIME	DEPARTURE	NATIONALITY	PASSPORT
ARRIVAL	CREDIT CARD	CASH	VOID
CARGO	PRICE		

		SEALINES SA	
NAME	CLASS	DECK	CABIN
DESTINATION	PRICE		
DATE / TIME			

Craftwork



Happy New Year

Here's a picture



Dear

I hope you are having a great time in We miss you!

Is everything OK?

We're all fine - I

.....
.....
.....
.....

How's everyone? Write soon.

Love,

.....

This is my Life!



Hi

Hope you're fine! Life here in is quite interesting.

I wake up at

After

.....

.....

At the weekend I

.....


.....

Anyway, I like my life here and I hope you can come to see me soon. Please write!

Love,

.....

Wild Animals



The Elephant Seal

- makes the same journey twice a year
- December - March: goes to California to have its babies
- travels to Alaska to look for food
- April - August: goes back to California to lose its old coat and grow a new one

The Elephant Seal

Elephant Seals, sometimes called Sea Elephants, make the same journey not once but

From the seals go to the warm waters of California to have

Then, they travel to the cold waters of looking for

From, the seals go back to to lose their old and

Elephant Seals travel a long way - and get a lovely new coat too!

Once upon a time!

Last week, my grandmother and I were at the



We around and looked at all the



..... My grandmother loves birds, so we stopped to look at

the Suddenly, someone



'STOP, THIEF!' We were very surprised. We turned around, but there was

no one there, just the zookeeper! 'Don't worry!' He



..... 'It was just Chatterbox, the parrot. She does that all the

time!' It was very funny!



What's the best name for this story? Tick (✓) one box.

Chatterbox, the parrot

A thief at the zoo

Me and my grandmother

A letter from holiday



Dear

Hope you're having

.....
.....
.....

Our hotel

.....
.....
.....
.....

This evening

.....
.....
.....

Anyway. That's all for now. I miss you!

Love,

.....


Set Sail! 4

Certificate of Achievement



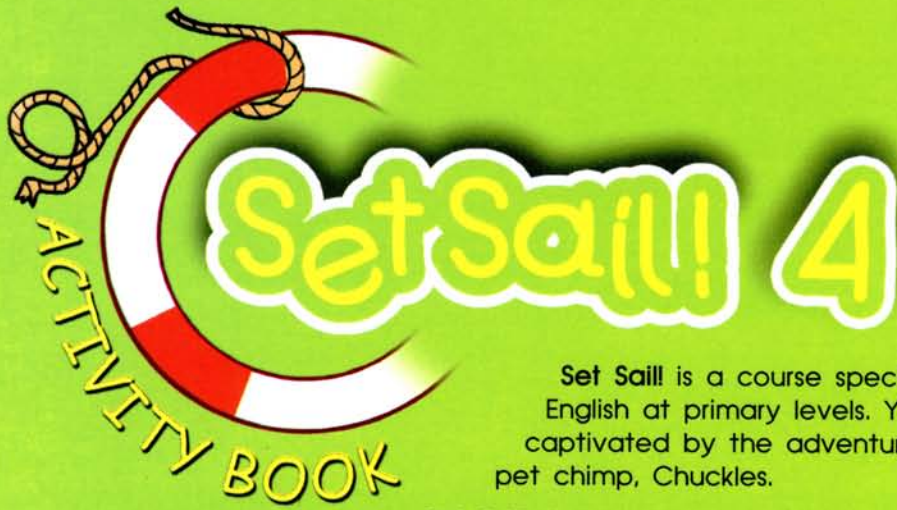
Name:

Class:



.....
Teacher

.....
Date



Set Sail! 4

ACTIVITY BOOK

Set Sail! is a course specially designed for teaching English at primary levels. Young learners will be captivated by the adventures of Lulu, Larry and their pet chimp, Chuckles.

Set Sail! 4 comprises 5 modules of two units each. Each module develops a theme in an appealing and fascinating way. **Set Sail! 4** follows the principles of the Common European Framework, Level A1.

Set Sail! 4 Components

- **Pupil's Book** contains realistic dialogues, lively songs and chants, consolidation pages for each module, a cartoon story in episodes and cultural information about the English-speaking countries as well as cross-curricular sections.
- **Activity Book** contains a wide variety of activities for further consolidation of the language taught in the Pupil's book as well as Board Games and Craftwork Sheets.
- **My Language Portfolio** contains material that promotes learners' autonomy.
- **Teacher's Book** contains step-by-step lesson plans as well as optional activities and photocopiable tests in two versions. The fact that it is interleaved makes for easier classroom use.
- **Picture Flashcards** contain the new vocabulary and can be used for presentation or practice.
- **Posters** contain the key vocabulary in themes.
- **Class Cassettes/CDs** contain the vocabulary, dialogues, songs, chants, and the listening activities both in the Pupil's and in the Activity Book.
- **Pupil's Cassette/CD** contains the vocabulary and the dialogues for the pupils to listen to at home.
- **Videocassette/DVD** brings the characters to life and pupils have fun while learning!

ISBN 1-84558-241-1



9 781845 582418



Express Publishing

Set Sail! 4
Activity Book
ISBN 1-84558-241-1

